



TOWNSVILLE CITY COUNCIL 2024-25 RATES BENCHMARKING SNAPSHOT

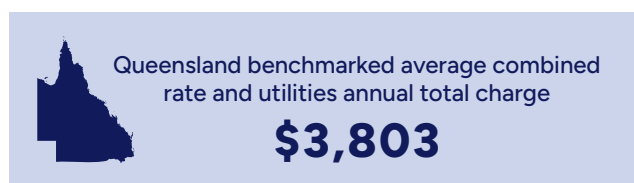
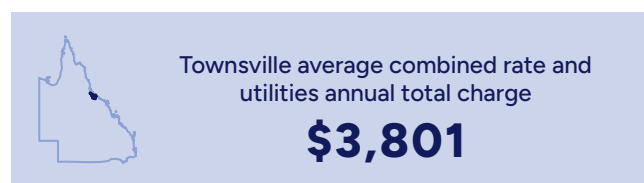
Summary

This benchmarking snapshot analyses rate and utilities charges, discounts and other data from 11 councils across Queensland, including Townsville.

It's important to highlight that comparing Townsville's rates with those of local governments in other states involves numerous variables. For a more accurate comparison, this snapshot focuses on other large local government areas within Queensland with 2024-25 budget information available at the time this snapshot was developed.

Townsville ratepayers receive a combined notice twice a year that includes both their rate and utilities charges. To facilitate an equitable comparison, we have consolidated and examined the total rate and utilities charges from all councils as an annual total.

Townsville City Council's 2024-25 rate and utilities charges place Townsville ratepayers in line with the average cost of rate and utilities across Queensland.




For noting:

- Average rate and utilities are based on Residential Principal Place of Residence properties.
- Based on median land values, which have been sourced from the Department of Resources.
- Some councils outsource water and wastewater services, with ratepayers receiving a separate bill from private suppliers. We have calculated water and wastewater usage for the average Residential Principal Place of Residence in these areas, and added the cost to the total combined charges.


Within this snapshot, we have calculated and compared:

- Rate and utilities increases (%)
- Average total rate and utilities charges, after discount is applied (\$)
- Prompt payment discounts (\$)
- Pensioner concessions (\$)

Rate and utilities increases



Townsville average
5.1%



Queensland benchmarked average
5.6%

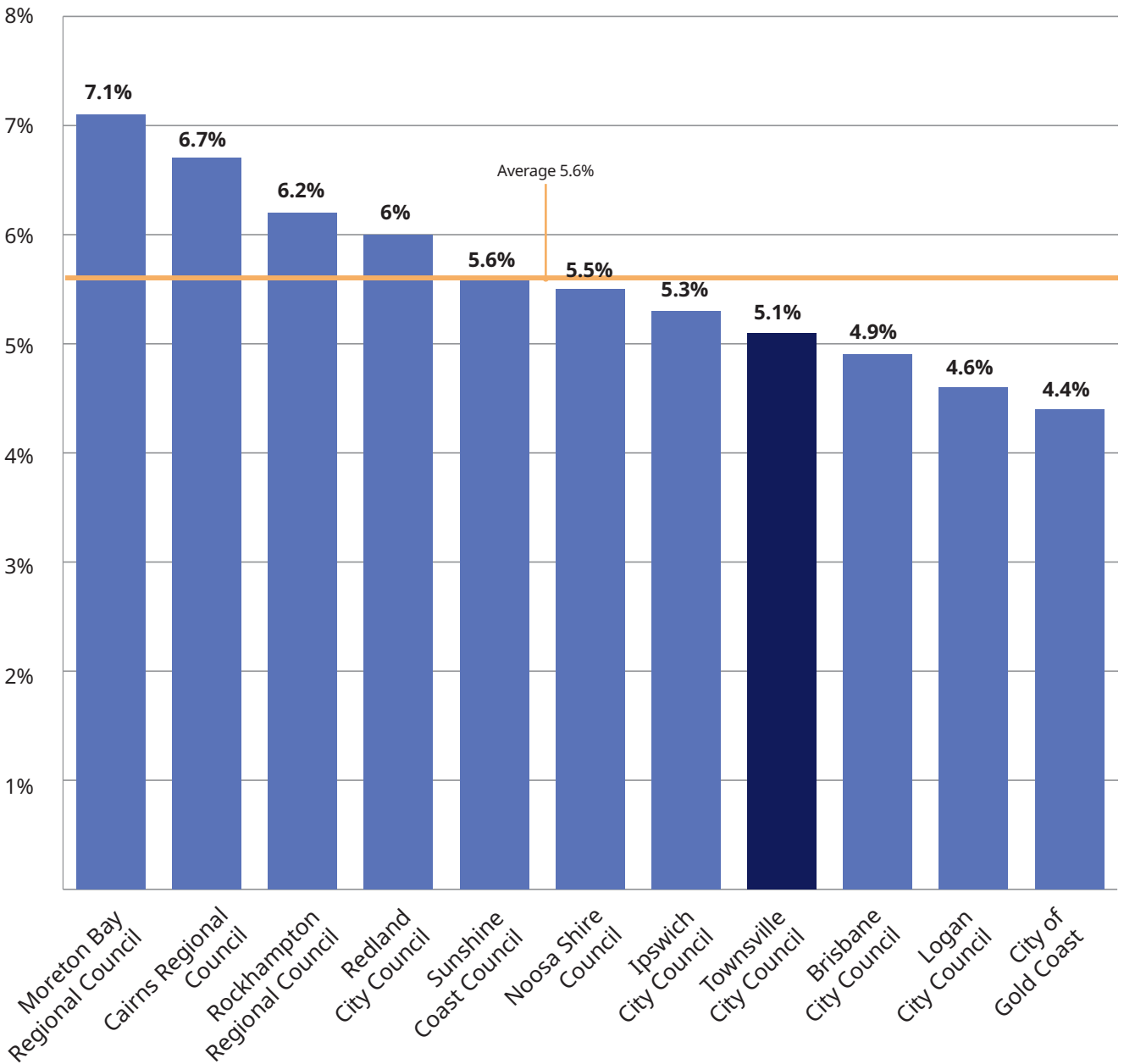
In 2024-25, Townsville City Council delivered a necessary increase of **5.1%**.

This works out to be **\$3.78 per week**, made up of \$1.74 rates and \$2.04 utilities.

Of the 11 councils, Townsville's increase was the fourth lowest.

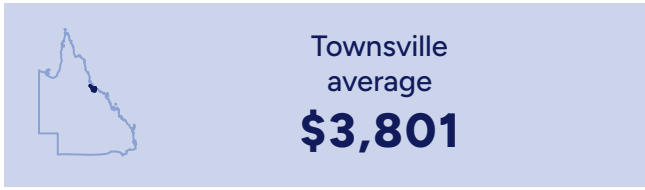
The 5.1% average rate and utilities increase places Townsville within the range of other Queensland councils' rate and utilities increases for 2024-25. The average rate and utilities increase across these 11 councils is 5.6%.

2024-25 Combined Rate & Utilities Increases



Based on 2024-25 data generally available, including pricing from Urban Utilities and Unity Water.

Average total rate and utilities charges



Townsville’s rates and utilities are comparable to the average rates and utilities charges across Queensland.

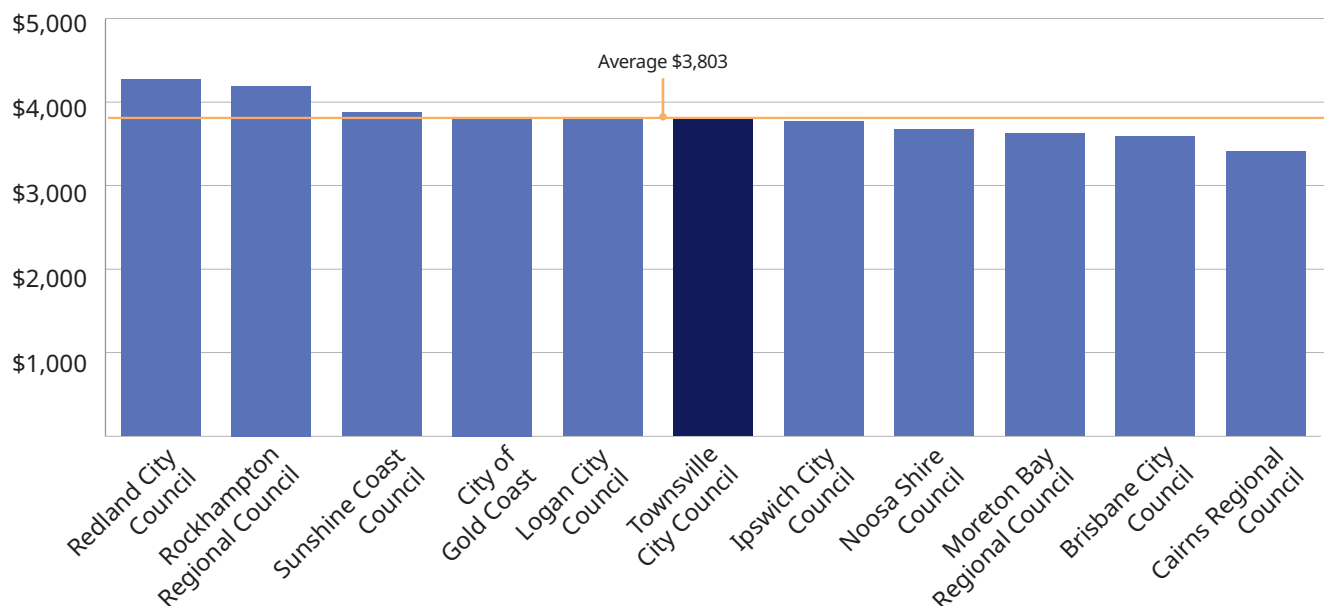
The average rate and utilities charge for Townsville ratepayers after applying the 5% prompt payment discount is \$3,801. This is two dollars less than the Queensland benchmarked average of \$3,803.

The table below shows the average annual rate and utilities charges at 11 councils across Queensland. The graph below shows Townsville is in line with the Queensland benchmarked average.

2024-25 Council rate and utilities charges (after discount)

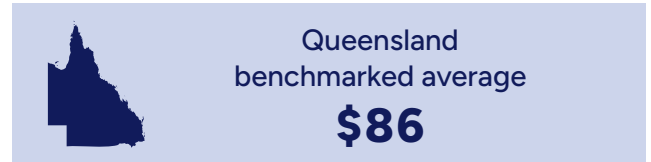
Council	Average combined rate and utilities
Redland City Council	\$4,269
Rockhampton Regional Council	\$4,190
Sunshine Coast Council	\$3,874
City of Gold Coast	\$3,824
Logan City Council	\$3,815
QUEENSLAND BENCHMARKED AVERAGE	\$3,803
Townsville City Council	\$3,801
Ipswich City Council	\$3,766
Noosa Shire Council	\$3,675
Moreton Bay Regional Council	\$3,624
Brisbane City Council	\$3,586
Cairns Regional Council	\$3,408

2024-25 Average Combined Rate & Utilities Charges (after discount)



Based on 2024-25 data generally available, including pricing from Urban Utilities and Unity Water.

Prompt payment discount



Townsville City Council offers a prompt payment discount of 5% to residential owner-occupiers.

At 5%, this discount is competitive with discounts offered by the other Queensland councils in this snapshot. Four councils offer no discount, two councils offer a fixed flat rate discount, and five councils offer discounts ranging from 5% to 10%.

Townsville's prompt payment discount for the average owner-occupier ratepayer is the same as the Queensland benchmarked average of the 11 councils in this snapshot.

2024-25 Queensland councils' prompt payment discounts

Council	Discount	Average value (\$)	Note
Rockhampton Regional Council	10%	\$360	Rates and utilities discount
City of Gold Coast	10%	\$140	Rates discount
Ipswich City Council		\$132	Fixed amount per property
Logan City Council	5%	\$102	Rates and waste discount
Townsville City Council	5%	\$86	Rates discount
QUEENSLAND BENCHMARKED AVERAGE		\$86	
Noosa Shire Council	5%	\$71	Rates discount
Brisbane City Council	\$60	\$60	Fixed amount per property
Moreton Bay Regional Council	0%	\$0	No discount
Sunshine Coast Council	0%	\$0	No discount
Redland City Council	0%	\$0	No discount
Cairns Regional Council	0%	\$0	No discount



Pensioner concession

Townsville City Council offers one of the most generous pensioner rate concessions in Queensland, with up to \$800 per annum available to eligible pensioners.

2024-25 Queensland councils' pensioner concessions

Council	Details
Brisbane City Council	Full pension – 40% up to \$1,248 Partial – 20% up to \$624
Townsville City Council	Up to \$800 (pro-rata based on pension received/ownership)
Logan City Council	Full pension – \$426 Partial – \$213
Sunshine Coast Council	Full pension – \$304 (sole title) \$238 (joint title) Partial – \$152 (sole title) \$87 (joint title)
Redland City Council	Full pension – \$335 Partial – \$167.50
Cairns Regional Council	Up to \$320 (pro-rata based on pension received/ownership)
City of Gold Coast	Must receive at least 80% of pension – \$270
Rockhampton Regional Council	20% up to a maximum \$260
Moreton Bay Regional Council	Full pension – \$250 Partial – \$100
Ipswich City Council	Full pension – \$248 Partial – \$122
Noosa Shire Council	All pensioners – \$230



For more information on your rates visit
townsville.qld.gov.au