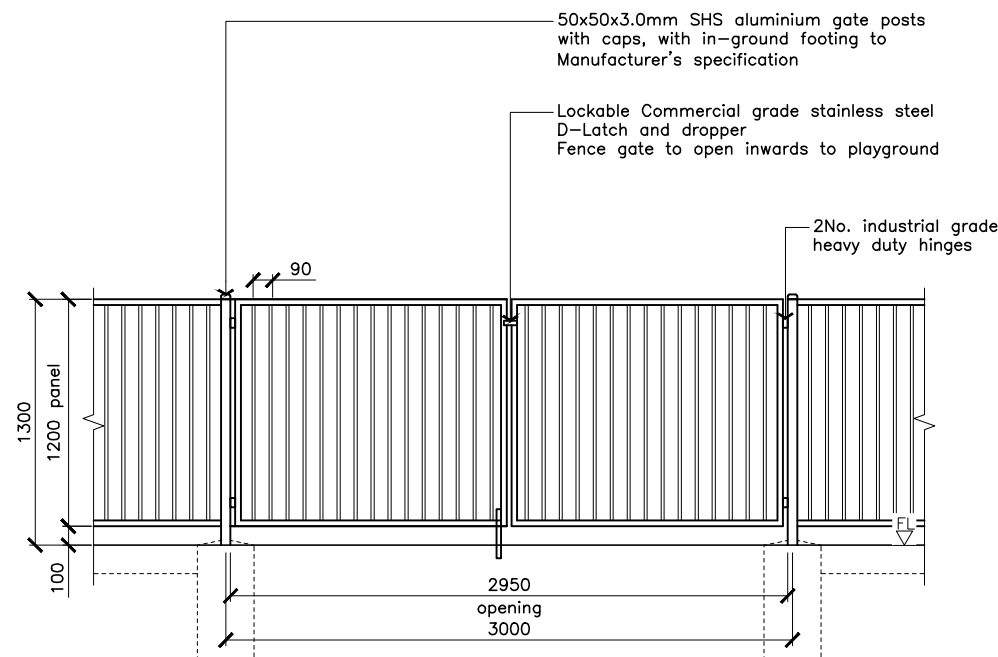
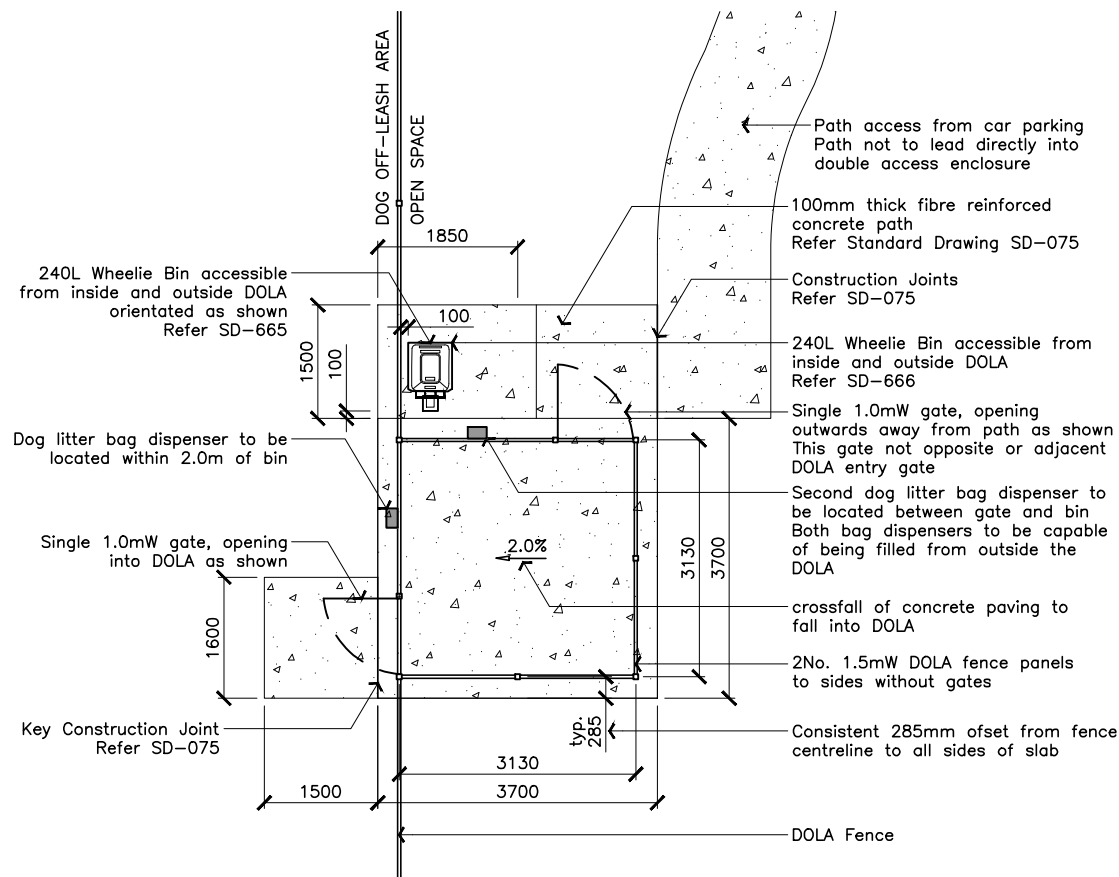


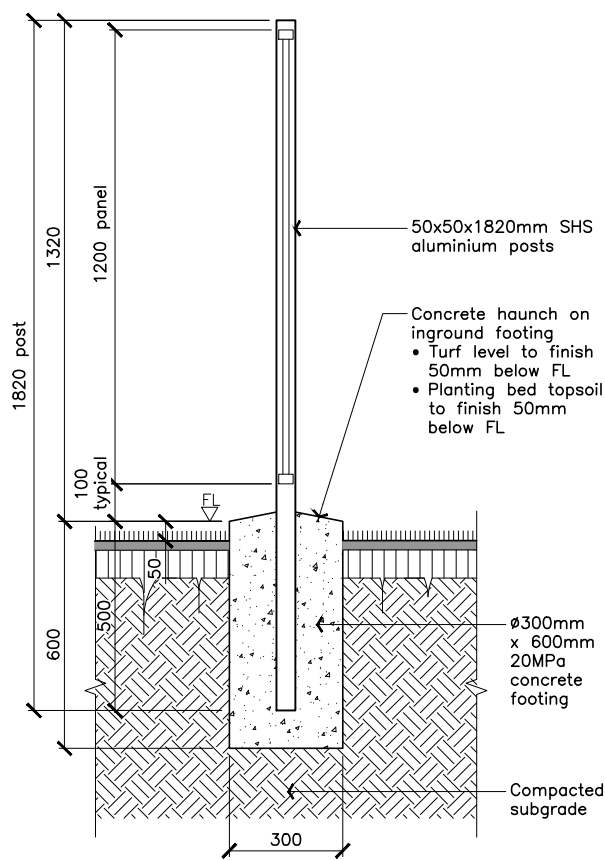
DOG OFF-LEASH AREA FENCE DETAIL



DOG OFF-LEASH AREA MAINTENANCE GATE DETAIL



DOUBLE ACCESS ENCLOSURE PLAN VIEW




DOG OFF-LEASH AREA FENCE FOOTING DETAIL



DOG OFF-LEASH AREA FENCE



DOG OFF-LEASH AREA SMALL DOG FENCE



DOUBLE ACCESS ENCLOSURE

NOTES

GENERAL

- All dimensions are in millimetres, unless otherwise noted.
- Do not scale these drawings. Use figured dimensions.
- The Contractor shall check, verify on site and be responsible for the correctness of all dimensions shown on the drawings and discrepancies shall be reported immediately to the Project Manager before any work proceeds.
- These drawings shall be read in conjunction with all other drawings and specifications and with such other written instructions as may be issued during the course of construction. All discrepancies shall be reported immediately for decision before proceeding with the project.
- Any potential interference with existing trees is to be identified by the Contractor and reported to the Project Manager and Council's Arborist prior to commencement of construction.
- All workmanship and materials shall be in accordance with the requirements of the Landscape Policy and Construction Standards, Standards Australia Codes and the by-laws and ordinances of the relevant authorities.
- During construction any structure and neighbouring structures shall be maintained in a stable condition, ensuring no parts are overstressed.
- The contractor is to confirm the location and depth of services within the construction limits prior to commencement of construction. Services to be noted on As Constructed drawings.
- The Contractor shall rectify any damage to existing hard and soft infrastructure and/or services, caused through carrying out the works, at the Contractor's expense.
- It is the contractors responsibility to ensure that the project is carried out in accordance with the drawings and specifications.

CITY PLAN REFERENCES

Part 9.3.3	Landscape Code
SC6.4.12.1	Policy Intent
SC6.4.12.4(9)	Dog Off-leash Facilities
SC6.4.23	Construction Management
SC6.4.23.1	Construction (Protection of Trees and Vegetation)
SC6.4.10.3	Construction Standards
SC6.4.18	Concrete Works
SC6.4.6.17	Control of Traffic

FENCING

- Dog off-leash area (DOLA) facilities shall only be provided at approved locations and in accordance with council's Public Open Space Embellishment Framework, as detailed in Table SC6.4.12.1.
- Exact locations and alignment shall be confirmed on site with the Project Manager.
- Fence footings within dripline of tree canopy shall be excavated by hydrovac/by hand. Refer City Plan SC6.4.23.1 Construction (Protection of Trees and Vegetation)
- Townsville City Council Arborist to determine the need for trimming of overhanging trees clear of fence line.
- Fence to be installed strictly in accordance with manufacturer's installation guidelines.
- Supply aluminium fencing, galvanised steel fencing is not an acceptable alternative.
Materials:
• Posts: 1520mmx50mm sq. x 3.0mm aluminium
• Fence panels: 1200x2400mm (HxW) aluminium tubular pool type
• Pedestrian Gate: 1200x1000mm (HxW) aluminium commercial, self closing
• Vehicular Gate: 1200x3000mm (HxW) aluminium, lockable
• Vehicle Gate Lock 'F' series
• Dog bag dispenser to be supplied by Townsville City Council including 'Dog Waste' signage
- Supply all fittings and fixtures, including panels, support brackets, caps, commercial grade hinges, heavy duty magnetic latch and D-latch, stainless steel (Grade 316) fixings and fasteners, etc.
8. Finishes:
• Posts: Powdercoat or 2 part epoxy (2 coats)
• Fence Panels: Powdercoat or 2 part epoxy (2 coats)
• Gates: Powdercoat or 2 part epoxy (2 coats)
• Brackets & Base Plate: 2 part epoxy (1 coat)
9. Fence Colour: Black Satin
- On sloping grade the panels are to be installed with a step between panels with a gap above ground level of maximum 100mm.

No.	DATE	DESCRIPTION	AP'D
B	26/07/2023	CITY PLAN REFERENCE UPDATE	PM
A		ORIGINAL ISSUE	
REVISIONS			

NOTES :

REFERENCE DRAWINGS
SD-075 - Concrete Pathway reinforced concrete (fibre) alternative
SD-641 - Surface Treatment Edging
SD-660 - Furniture Dog Off-Leash Area
SD-665 - Furniture Refuse Bin

Full Size A1

Not to scale

DRAWN: DESIGN OFFICE

CHECKED: HB

Senior Open Space Planner Approved: *Hass El Bitar*
Hass El Bitar (June 20, 2024 10:23 GMT+10)

Date: Jun 20, 2024

Team Manager EAIP Approved: *Zdenko Krocok*

Date: Jun 20, 2024



FENCING

DOG OFF-LEASH AREA

STANDARD DRAWING

OPEN SPACE

SD-653 B